



H1 2021 Results Conference Call

AUGUST 6, 2021

 **DATALOGIC**
EMPOWER YOUR VISION

Disclaimer

This document has been prepared by Datalogic S.p.A. (the "Company") for use during meetings with investors and financial analysts and is solely for information purposes. The information set out herein has not been verified by an independent audit company.

Neither the Company nor any of its subsidiaries, affiliates, branches, representative offices (the "Group"), as well as any of their directors, officers, employees, advisers or agents (the "Group Representatives") accepts any responsibility for/or makes any representation or warranty, express or implied, as to the accuracy, timeliness or completeness of the information set out herein or any other related information regarding the Group, whether written, oral or in visual or electronic form, transmitted or made available.

This document may contain forward-looking statements about the Company and/or the Group based on current expectations and opinions developed by the Company, as well as based on current plans, estimates, projections and projects of the Group. These forward-looking statements are subject to significant risks and uncertainties (many of which are outside the control of the Company and/or the Group) which could cause a material difference between forward-looking information and actual future results.

The information set out in this document is provided as of the date indicated herein. Except as required by applicable laws and regulations, the Company assumes no obligation to provide updates of any of the aforesaid forward-looking statements.

Under no circumstances shall the Group and/or any of the Group Representatives be held liable (for negligence or otherwise) for any loss or damage howsoever arising from any use of this document or its contents or otherwise in connection with the document or the aforesaid forward-looking statements.

This document does not constitute an offer to sell or a solicitation to buy or subscribe to Company shares and neither this entire document or a portion of it may constitute a recommendation to affect any transaction or to conclude any legal act of any kind whatsoever.

This document may not be reproduced or distributed, in whole or in part, by any person other than the Company.

By viewing and/or accepting a copy of this document, you agree to be bound by the foregoing limitations.

H1 2021 & Q2 2021 Results



H1 2021 Results

€ m

REVENUES
€292.0
+26.7%
+31.2% Net FX

GOM
€133.7
45.8%
(-0.2 pp)

Adj. EBITDA
€46.8
16.0%
+8.1 pp

NET RESULT
€ 23.5
8.1%
+8.1 pp

Q2 2021 Results

€ m

REVENUES
€156.6
+40.8%
+46.0% Net FX

GOM
€70.2
44.8%
+0.9 pp

Adj. EBITDA
€25.2
16.1%
+6.1 pp

NET RESULT
€14.5
9.3%
+5.5 pp

Net Debt at €18.2M, positive NFP at €16.8M excluding MD acquisition

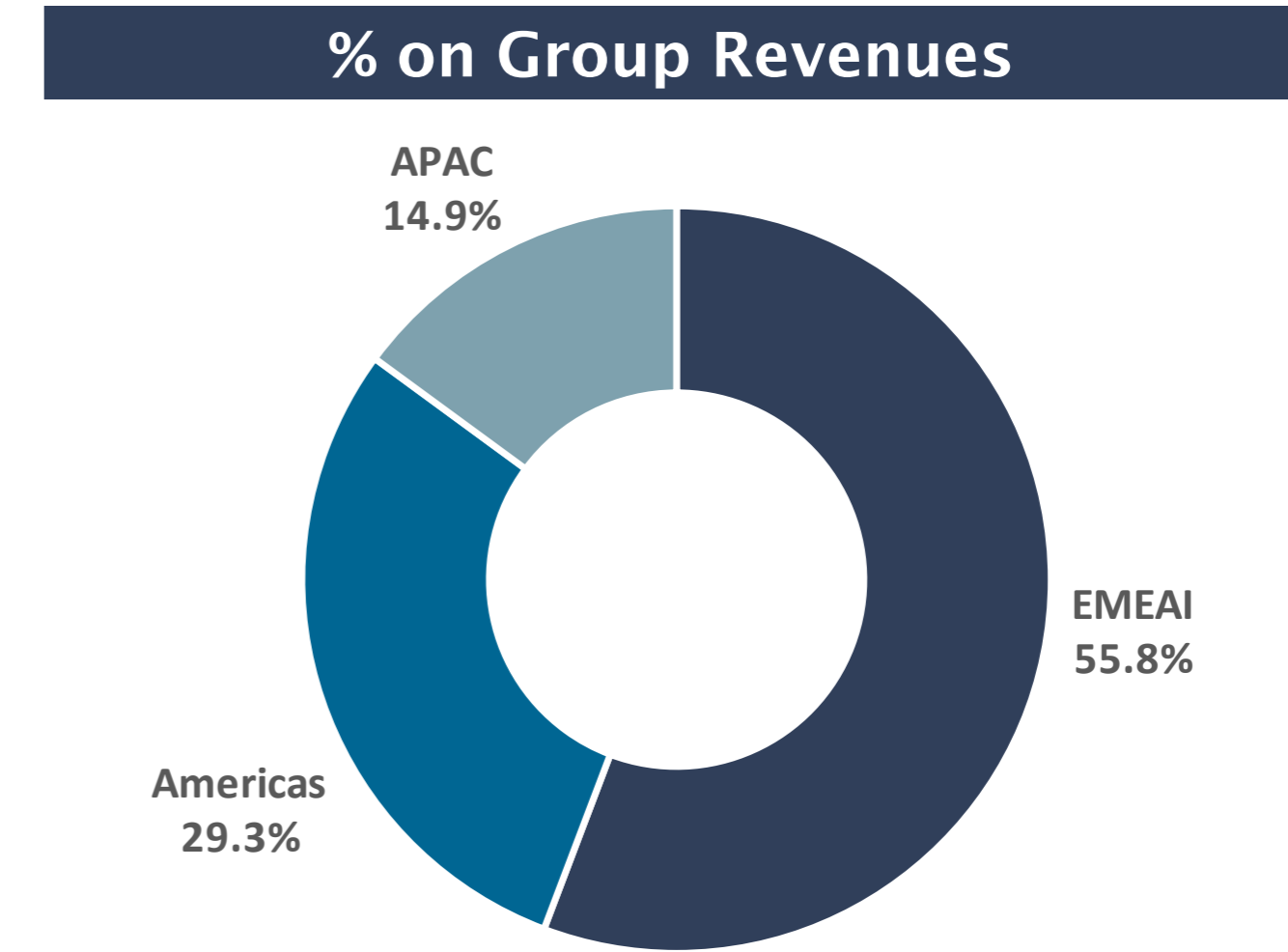
H1 2021 Highlights: Record Q2 set up 2021 performance

- ❑ **Record Q2 at +46.0%** net FX accelerating **H1 Top line growth** at 31.2% at constant FX despite supply chain challenges.
- ❑ **Double digit organic growth across all regions** coupled with strong performance in all segments. **T&L** best performing sector (+82.2% at constant FX) with double-digit increases in all geographies.
- ❑ Despite inflationary headwinds **H1 Adj EBITDA margin at 16.0%**, back to pre-pandemic level thanks to volumes and leaner cost base.
- ❑ **Double digit R&D spending*** at **10.0%** on revenues, maintaining investment in technology.
- ❑ **Net Debt** at €18.2M. Positive **Net Financial Position** at about €16.8M excluding MD acquisition of €35M.
- ❑ **Strong H1 Operating Cash generation of €18.2M** from improved profitability and capex selectivity.
- ❑ **Double digit Order growth** coupled with **exceptional Backlog** set up 2021 performance.
- ❑ **Successful integration** of the newly acquired **MD**, contributing to revenue growth by 4.9% in H1.

* Including capitalized R&D expenses and excluding D&A

Group Revenues by Geography

€m	H1 2021	H1 2020	Var %	Var % Net FX
EMEAI	162.8	118.8	37.0%	38.1%
Americas	85.6	76.3	12.2%	22.5%
APAC	43.6	35.2	23.6%	26.9%
Total Datalogic	292.0	230.4	26.7%	31.2%

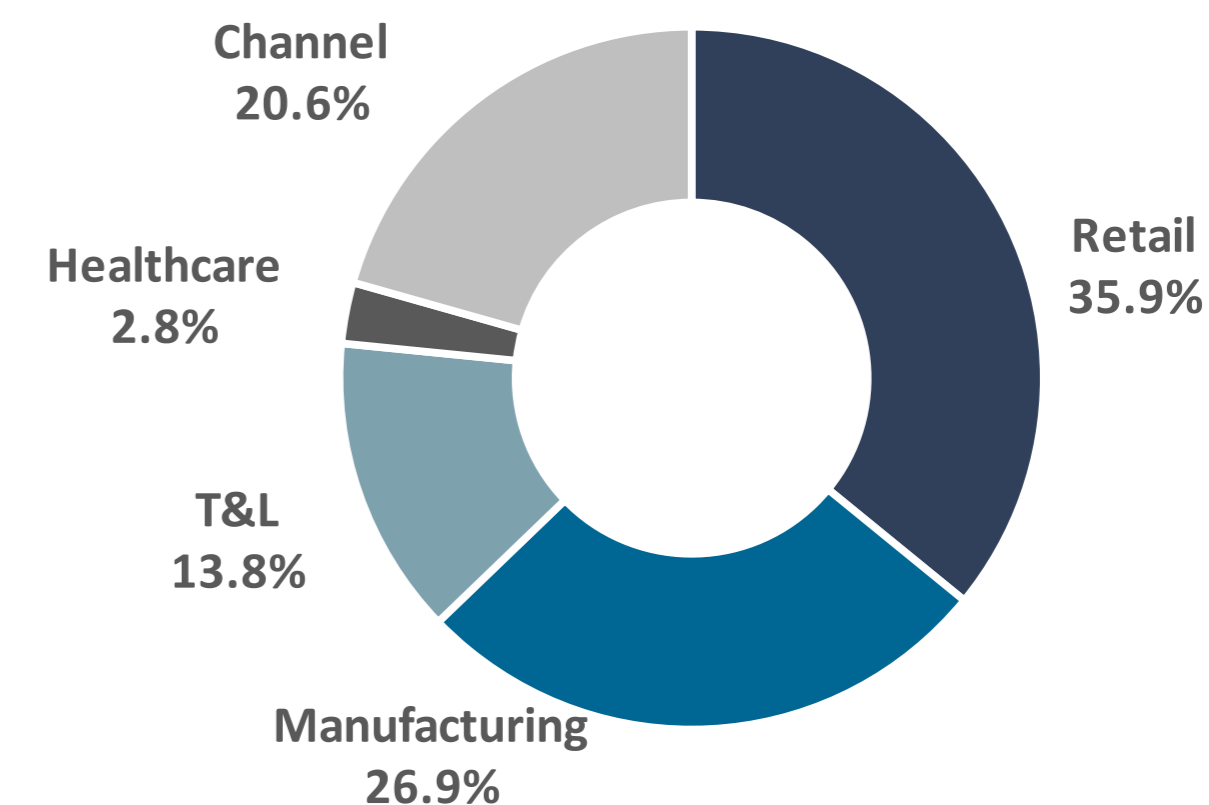


- ❑ **EMEAI:** leading Group's performance in **H1** at **+38.1%** Net FX, **outstanding Q2** at **+72.5%** Net FX. **Sound growth across all countries.** Italy, Benelux and Spain remarkable performance.
- ❑ **Americas:** Group's second-largest market, **back to growth +22.5%** Net FX. **Economic recovery** in all areas.
- ❑ **APAC:** Double digit growth **+26.9%** Net FX driven mainly by **China** and acceleration in **Japan** and **Korea**.

Group Revenues by Segment

€m	H1 2021	H1 2020 Restated*	Var %	Var % Net FX
Retail	101.8	98.9	2.9%	7.2%
Manufacturing	76.2	54.7	39.3%	42.3%
Transportation & Logistics	39.1	22.3	75.5%	82.2%
Healthcare	8.0	7.0	14.3%	19.5%
Channel	58.4	40.3	44.8%	49.3%
Total DL Business	283.5	223.2	27.0%	31.3%
Informatics	9.0	7.9	14.2%	23.9%
Intra division	(0.4)	(0.6)		
Total Datalogic	292.0	230.4	26.7%	31.2%

% on DL Business Revenues



- ❑ **Retail: double digit performance** in APAC (+26.5% net FX) and EMEAI (+12.0% net FX). Positive booking trend in Americas.
- ❑ **Manufacturing: +42.3% Net FX** with solid recovery in Automotive and Packaging in all geographies.
- ❑ **T&L: Outstanding +82.2% growth** in H1 Net FX, double digit growth in all region outperforming 2019.
- ❑ **Healthcare:** positive trends, especially in EMEAI and APAC, in the hospital sectors and in pharmaceutical distribution.
- ❑ **Channel:** Sales to small/medium-size customers largely benefited from the economic recovery **(+44.8%)** mainly in Americas and EMEAI.

*June 30, 2020, comparative data have been restated following the reorganisation of the commercial function launched in 2020.

New Product Launches and Innovation

Mobile Computer



Skorpio X5



Skorpio X5 XLR Introduction

Fix Retail Scanners



MID-RANGE SCAN ENGINE

Hand Held Scanners



QuickScan QD2500



ALADDIN Configuration Tool

Industrial Automation

Manufacturing



STS320

Sensors



Lidar Guidance Scanner LGS-N50



P2X-SERIES

T & L



SC5100

□ **Vitality Index** at 11.2% impacted by shortage and lower ramp-up in a Covid context

□ **R&D spending*** at 10.0 %. Commitment to Product Development Roadmap continues

* Including capitalized R&D

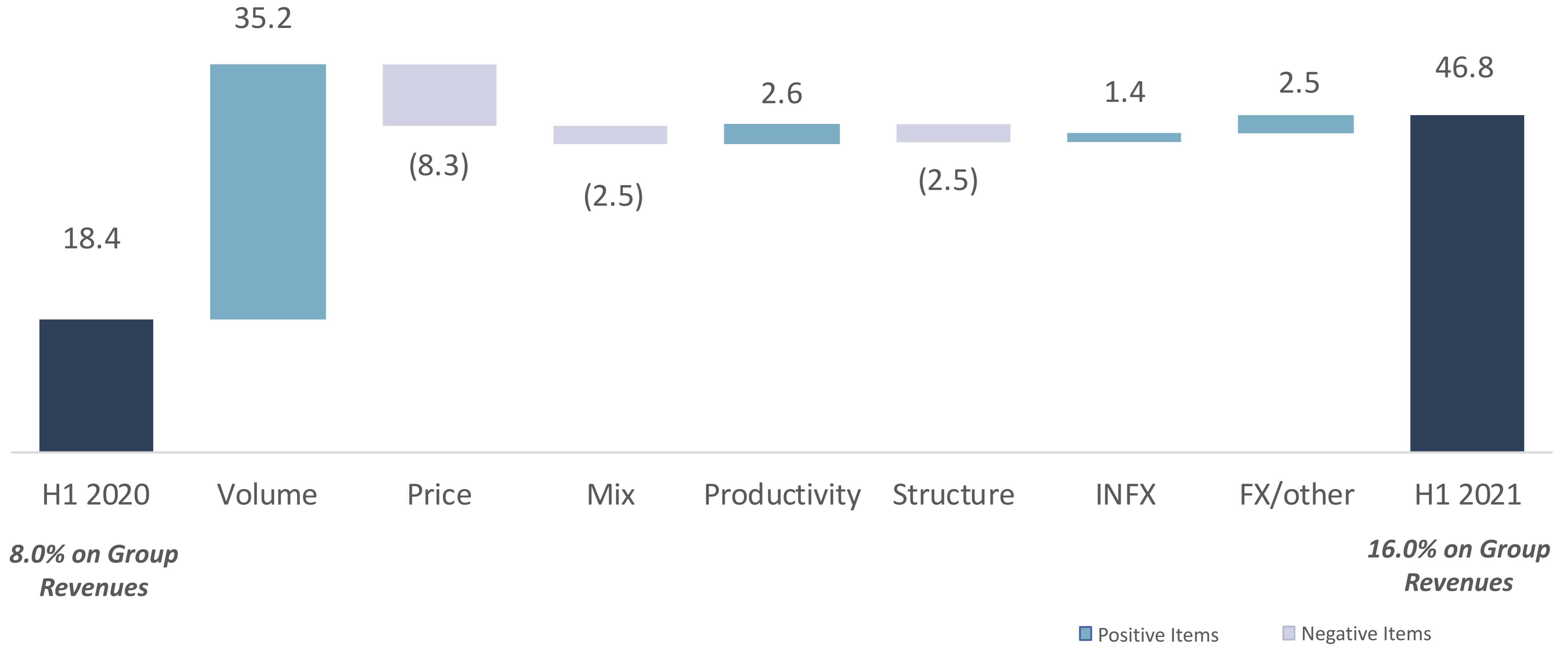
H1 2021 P&L

€ m	H1 2021	H1 2020	Var %
Revenues	292.0	230.4	26.7%
Gross Margin	133.7	105.9	
<i>% on Revenues</i>	45.8%	46.0%	-0.2 pp
Operating expenses	(100.3)	(99.5)	
<i>% on Revenues</i>	(34.3%)	(43.2%)	+8.8 pp
Adjusted EBITDA	46.8	18.4	
<i>% Adj. Ebitda margin</i>	16.0%	8.0%	+8.1 pp
EBIT	28.2	0.3	
<i>% Ebit margin</i>	9.7%	0.1%	+9.5 pp
Net Result	23.5	(0.0)	
<i>% on Revenues</i>	8.1%	(0.0%)	+8.1 pp

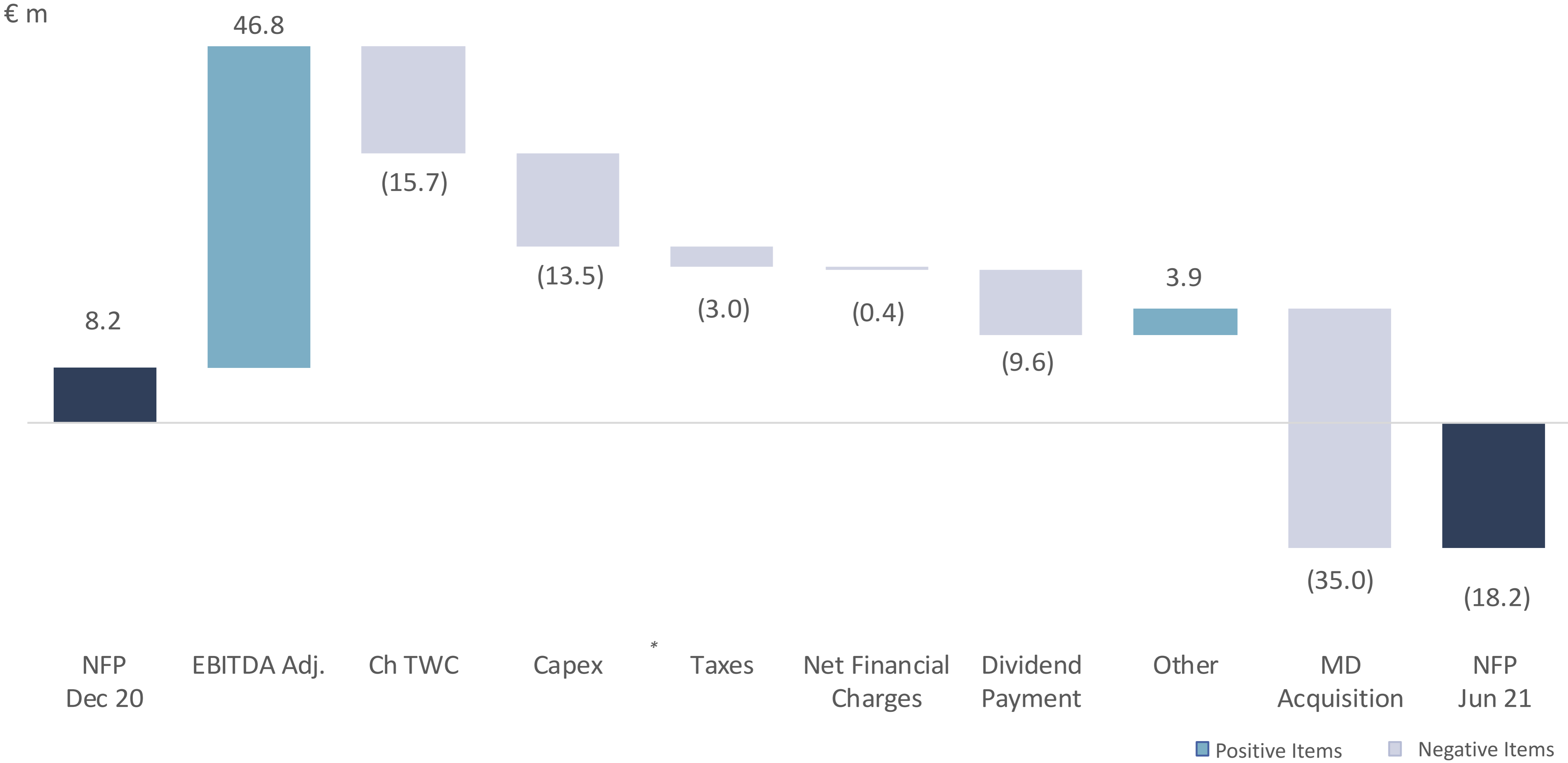
- **Gross Margin at 45.8%** impacted by increased input costs mainly from the shortage of critical materials and shipping
- **Operating expenses at €100m** steady maintaining a **leaner cost base** through growth:
 - ✓ **R&D** costs decrease driven by completion of large Mobile projects
 - ✓ **S&D** cost decreased by 6.3% due to efficiencies
- **Adj EBITDA** at steady **16.0%**
- **Net Result** at €23.5m vs a break even recorded in H1 2020

EBITDA Adj: actual vs last year

€ m



Net Debt & Cash Flow Analysis : Dec'20 – Jun'21



* Including IFRS 16 impact

2021 Outlook

- Growth consolidating and accelerating in almost all geographies and all the main market segments in which the Group operates. Datalogic achieved **growth of over 40%** in the second quarter and **pre-pandemic profitability**.
- Despite uncertainty continues, the strong order intake growth in all geographical areas, and an exceptionally high backlog set up the basis for very positive expectations for the remainder of the year.
- Assuming that the pandemic crisis, supply shortages and the resulting inflation do not escalate further, the Group confirms for the current year its **revenue growth target of between 16% and 20%**, with an **improvement in EBITDA margin of between 2 and 3 percentage points** compared to 2020.

Contact

IR CONTACTS

IR Manager

Laura Bernardelli

Tel. +39 051 3147109

ir@datalogic.com

Via Candini, 2

40012 Lippo di Calderara di Reno

Bologna – Italy

IR Advisor

Vincenza Colucci

CDR Communication Srl

Tel. +39 335 6909547

vincenza.colucci@cdr-communication.it

IR Assistant

Daniela Giglioli

Tel. +39 051 3147109

Fax +39 051 3147205

daniela.giglioli@datalogic.com

NEXT EVENTS

September 08, 2021


Industrial Day 2021 – Borsa Italiana

November 11, 2021

9M 2021 Results

DATALOGIC ON LINE

www.datalogic.com



This presentation contains statements that are neither reported financial results nor other historical information. These statements are forward-looking statements. These forward-looking statements rely on a number of assumptions and are subject to a number of risks and uncertainties, many of which are outside the control of Datalogic S.p.A., that could cause actual results to differ materially from those expressed in or implied by such statements, such as future market conditions, currency fluctuations, the behavior of other market participants and the actions of governmental and state regulators

© 2019 Datalogic S.p.A. and/or its affiliates - All rights reserved. • Without limiting the rights under copyright, no part of this documentation may be reproduced, stored in or introduced into a retrieval system, or transmitted in any form or by any means, or for any purpose, without the express written permission of Datalogic S.p.A. and/or its affiliates • Datalogic and the Datalogic logo are registered trademarks of Datalogic S.p.A. in many countries, including the U.S. and the E.U. • All other trademarks and brands are property of their respective owners.

Datalogic S.p.A.

Via Candini, 2 - 40012 Lippo di Calderara di Reno - Bologna (Italy)

Tel. +39 051 3147011 | Fax +39 051 3147205

corporate@datalogic.com

ww.datalogic.com